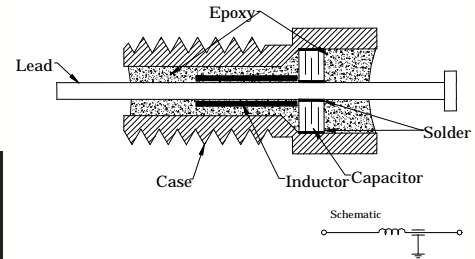


BOLT



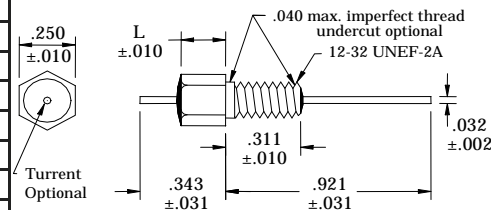
EMI FILTERS "C", "L", AND "PI" TYPE 12-32 THREAD, 10 AMP

Potted L-Section Bolt Filter

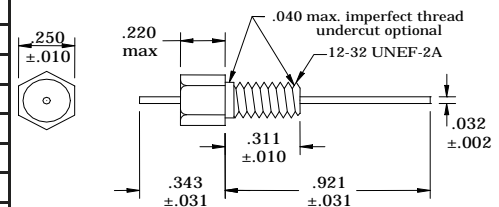


FILTER DIVISION PART NUMBER	L DIM.	WORKING VOLTAGE (VDC)	MIN CAP μ F	MINIMUM INSERTION LOSS (dB) Per MIL-STD-220					
				1 MHz	10 MHz	100 MHz	200 MHz	1 GHz	10 GHz
FILTER CIRCUIT "C" SCHEMATIC									
2116-425*-504**	.220	50	.5	34	42	60	65	70	70
2116-425*-304**	.220	50	.3	29	40	55	60	70	70
2126-425*-204**	.220	100	.2	26	39	52	55	70	70
2126-425*-104**	.157	100	.1	20	38	48	53	70	70
2126-425*-503**	.157	100	.05	15	35	44	50	70	70
2146-425*-273**	.157	115 VAC	.027	10	30	39	45	65	70
2146-425*-103**	.157	115 VAC	.01	4	21	35	42	55	60
2146-425*-502**	.157	115 VAC	.005	-	15	34	41	50	55
2146-425*-102**	.157	115 VAC	.001	-	4	20	25	40	50
FILTER CIRCUIT "L" SCHEMATIC									
2216-425*-504**	.220	50	.5	34	45	65	70	70	70
2216-425*-304**	.220	50	.3	39	45	65	70	70	70
2226-425*-154**	.220	100	.15	23	40	58	65	70	70
2226-425*-104**	.157	100	.1	20	40	56	65	70	70
2226-425*-503**	.157	100	.05	15	36	54	60	70	70
2236-425*-273**	.157	200	.027	10	30	50	54	70	70
2236-425*-103**	.157	200	.01	4	21	40	45	65	70
2236-425*-502**	.157	200	.005	-	15	34	41	55	60
2236-425*-102**	.157	200	.001	-	4	20	27	45	55
FILTER CIRCUIT "PI" SCHEMATIC									
2416-425*-124**	.157	50	.12	21	40	70	70	70	70
2426-425*-753**	.157	100	.075	18	38	70	70	70	70
2426-425*-503**	.157	100	.05	15	36	70	70	70	70
2436-425*-273**	.157	200	.027	10	30	65	70	70	70
2436-425*-123**	.157	200	.012	-	16	65	65	70	70
2436-425*-502**	.157	200	.005	-	14	50	65	70	70

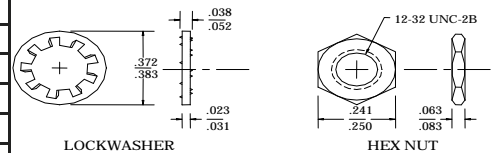
Epoxy Sealed 12-32 Bolt Style



Hermetically Sealed 12-32 Bolt Style



MOUNTING HARDWARE



Tolerances: \pm .005 and as noted.

***NOTE:** For hermetically sealed parts, insert 1. For epoxy sealed parts, insert 5 for straight lead or 6 for turret lead.

Details subject to change without notice.

**** PART NUMBERS ARE INCOMPLETE. PLEASE SEE PAGE 49 TO COMPLETE THE NUMBERS.**