

NOTES:

- HOLES AND INTERFACE DIMENSIONS PER MIL-DTL-32139/4.
- MATEABLE WITH CONNECTORS MANUFACTURED PER MIL-DTL-32139/3.
- DESIGNED TO BE LASER WELDED TO TITANIUM HOUSINGS.
- HERMETIC LEAK RATE: LESS THAN OR EQUAL TO 1×10^{-9} CC/SEC H_2 AT 1 ATM DIFFERENTIAL PRESSURE.
- ELECTRICAL REQUIREMENTS:
 INSULATION RESISTANCE: GREATER THAN 5,000 MEGOHMS AT $500 \pm 10\%$ VDC AT $25^\circ C$ WHEN TESTED IAW MIL-STD-1344, METHOD 3003.
 DIELECTRIC WITHSTANDING VOLTAGE: MUST SHOW NO EVIDENCE OF BREAKDOWN OR FLASHOVER WHEN SUBJECTED TO 600 VAC RMS 60Hz IAW MIL-STD-1344, METHOD 3001. DURATION OF APPLICATION TO BE 1 SEC MIN.
- MATERIALS:
 SHELL: EXPLOSION BONDED STAINLESS STEEL TO TITANIUM.
 CONTACTS: 303 STAINLESS STEEL IAW SAE-AMS 5640R, TYPE I.
 INSULATORS: KRYOFLEX 313 PROPRIETARY POLYCRYSTALLINE CERAMIC.
 INSERT: 300-SERIES STAINLESS STEEL.
- FINISH:
 ELECTROLYTIC NICKEL PLATE IAW QQ-N-290, OR EQUIVALENT, .000100/.000250 THICK.
 GOLD PLATE IAW ASTM-B488, TYPE III, CODE A, OR EQUIVALENT, .000075/.000125 THICK.
- ORDERING INFORMATION:
 PLEASE SPECIFY ACCORDING TO THE FOLLOWING

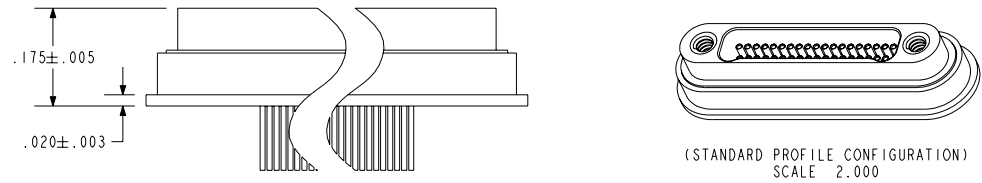
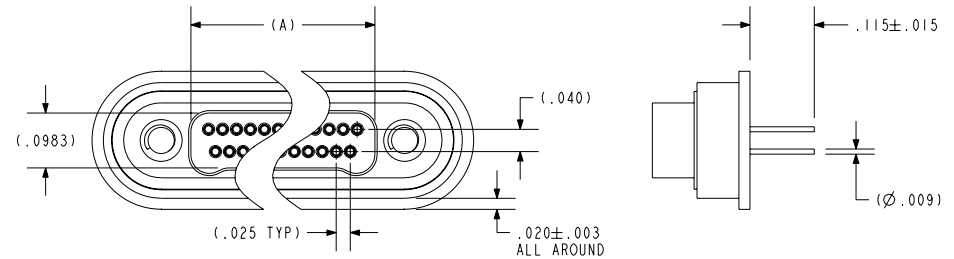
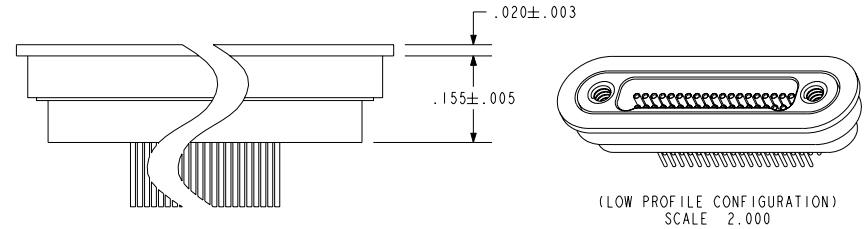
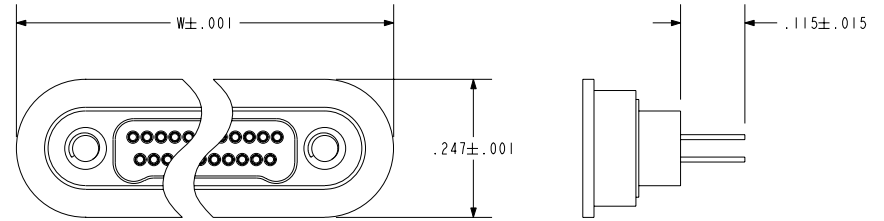
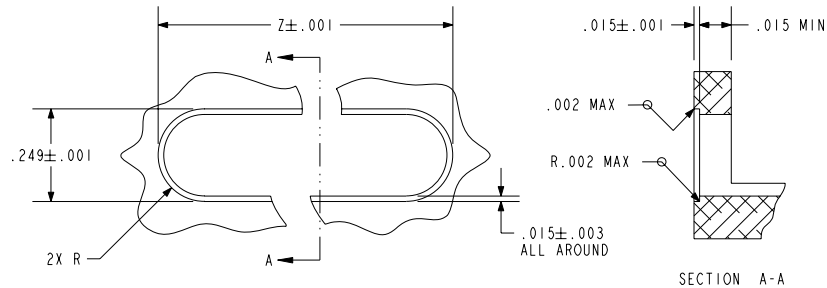
94075 - 9 - LP

PROFILE:
LP - LOW PROFILE
SP - STANDARD PROFILE

NUMBER OF CONTACTS: 9, 15, 21, 25, 31, 37, OR 51

BASE PART NUMBER

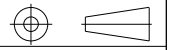
TABLE I			
NUMBER OF CONTACTS	A	W	Z
9	.1633	.517	.519
15	.2383	.592	.594
21	.3133	.667	.669
25	.3633	.717	.719
31	.4383	.792	.794
37	.5133	.867	.869
51	.6883	1.042	1.044



PACIFIC AEROSPACE & ELECTRONICS, INC.
434 Olds Station Rd. Wenatchee, Washington 98801

WWW.PACAERO.COM

THIRD ANGLE PROJECTION



CAGE CODE: 64567

TITLE:
CONNECTOR, NANO, DUAL LOBE, TI COMPATIBLE

VERSION: -.0

RELEASE DATE: 10-04-06

SALES DRAWING

SHEET: 1 OF 1

DOCUMENT: 0-94075