

NOTES:

- HOLES AND INTERFACE DIMENSIONS PER MIL-PRF-83513/2.
- MATEABLE WITH CONNECTORS MANUFACTURED PER MIL-PRF-83513/1 AND MIL-PRF-83513/3.
- DESIGNED TO BE LASER WELDED TO A TITANIUM HOUSING.
- WIRE BOND FLATS SHALL BE .015 MIN LONG, .015 MIN WIDE, AND .007 MIN THICK.
- HERMETIC LEAK RATE: LESS THAN OR EQUAL TO 1×10^{-9} CC/SEC He AT 1 ATM DIFFERENTIAL PRESSURE.
- ELECTRICAL REQUIREMENTS:
 - INSULATION RESISTANCE: GREATER THAN 5,000 MEGOHMS AT $500 \pm 10\%$ VDC AT 25°C WHEN TESTED IAW MIL-STD-1344, METHOD 3003.
 - DIELECTRIC WITHSTANDING VOLTAGE: MUST SHOW NO EVIDENCE OF BREAKDOWN OR FLASHOVER WHEN SUBJECTED TO 600 VAC RMS 60Hz IAW MIL-STD-1344, METHOD 3001. DURATION OF APPLICATION TO BE 1 SEC MIN.
- MATERIALS:
 - SHELL: EXPLOSION BONDED STAINLESS STEEL TO GRADE 2 TITANIUM.
 - CONTACTS: BERYLLIUM-COPPER IAW ASTM B196 OR ASTM B197.
 - INSULATORS: KRYOFLEX 313 PROPRIETARY POLYCRYSTALLINE CERAMIC.
 - INTERFACIAL SEAL: FLUOROSILICONE RUBBER IAW MIL-R-25988, CLASS I, TYPE II, GRADE 60.
- FINISH CONTACTS: ELECTROLYTIC NICKEL PLATE IAW QQ-N-290, .000100/.000200 THICK. GOLD PLATE IAW ASTM-B488, TYPE III, CODE A, .000050/.000150 THICK.

9. ORDERING INFORMATION:

PLEASE SPECIFY ACCORDING TO THE FOLLOWING

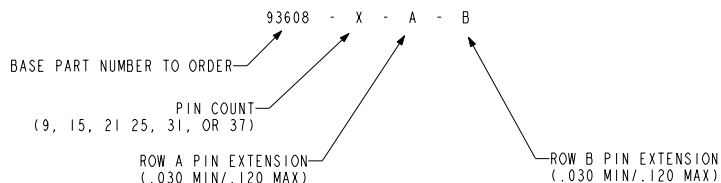
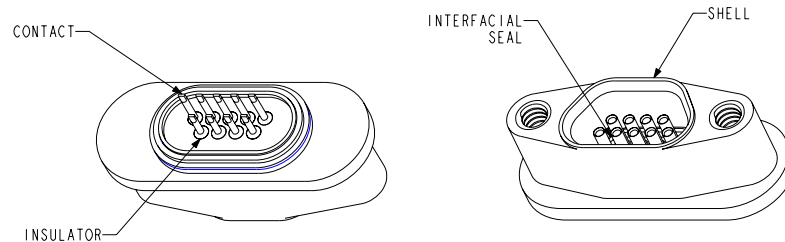
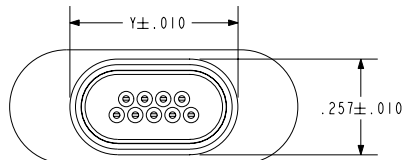
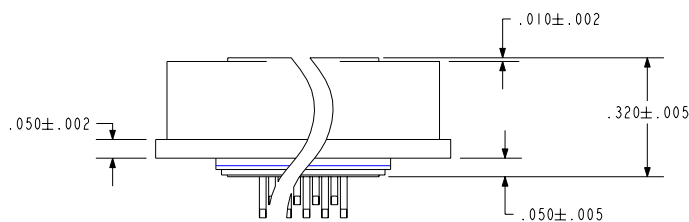
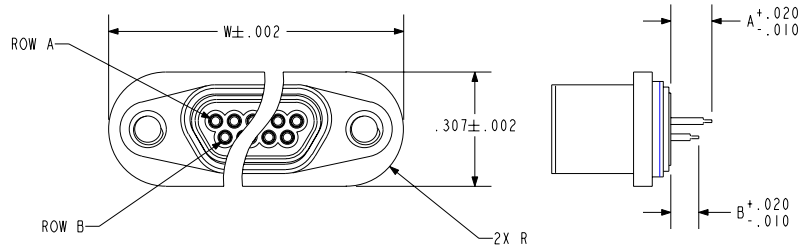
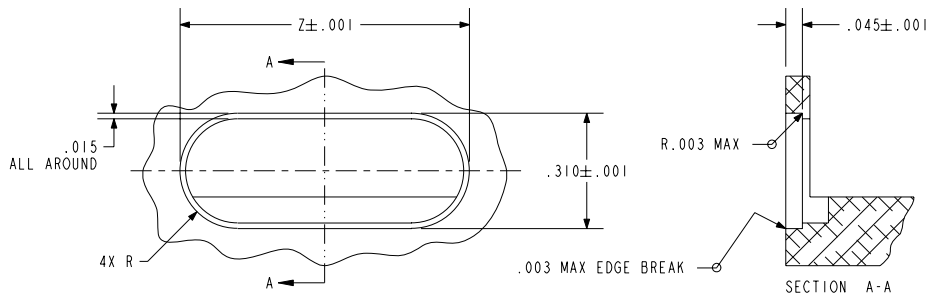


TABLE I			
NUMBER OF CONTACTS	W	Y	Z
9	.775	.452	.778
15	.925	.602	.928
21	1.075	.752	1.078
25	1.175	.852	1.178
31	1.325	1.002	1.328
37	1.475	1.152	1.478



PACIFIC AEROSPACE & ELECTRONICS, INC.
434 Olds Station Rd. Wenatchee, Washington 98801
WWW.PACAERO.COM

TITLE: CONNECTOR, MICRO-D, TI-COMPATIBLE, STD-PROFILE, W/FLATS

THIRD ANGLE PROJECTION

CAGE CODE: 64567

RELEASE DATE: 05-05-05

THE INFORMATION HEREIN CONTAINS PROPRIETARY RIGHTS OF PACIFIC AEROSPACE & ELECTRONICS AND SHALL NOT BE USED, REPRODUCED, OR DISCLOSED TO THIRD PARTIES FOR ANY PURPOSE EXCEPT AS SPECIFICALLY AUTHORIZED IN WRITING BY PACIFIC AEROSPACE & ELECTRONICS

SHEET: 1 OF 1

DOCUMENT: 0-93608

prg/ENGINEER 2001