

NOTES:

- 1. HOLES AND INTERFACE DIMENSIONS PER MIL-PRF-83513/2.
- 2. MATEABLE WITH CONNECTORS MANUFACTURED PER MIL-PRF-83513/1 AND MIL-PRF-83513/3.
- 3. DESIGNED TO BE LASER WELDED TO AN ALUMINUM HOUSING.
- 4. WIRE BOND FLATS SHALL BE .025 MIN LONG, .010 MIN WIDE, AND .007 MIN THICK.
- 5. HERMETIC LEAK RATE: LESS THAN OR EQUAL TO 1×10^{-9} CC/SEC He AT 1 ATM DIFFERENTIAL PRESSURE.
- 6. ELECTRICAL REQUIREMENTS:

INSULATION RESISTANCE: GREATER THAN 5,000 MEGOHMS AT $500 \pm 10\%$ VDC AT 25°C
WHEN TESTED IAW MIL-STD-1344, METHOD 3003.

DIELECTRIC WITHSTANDING VOLTAGE: MUST SHOW NO EVIDENCE OF BREAKDOWN OR FLASHOVER
WHEN SUBJECTED TO 600 VAC RMS 60Hz IAW MIL-STD-1344, METHOD 3001.
DURATION OF APPLICATION TO BE 1 SEC MIN.

7. MATERIALS:

SHELL: EXPLOSION BONDED STAINLESS STEEL TO 4XXX-SERIES ALUMINUM.
CONTACTS: BERYLLIUM-COPPER IAW ASTM B196 OR ASTM B197.
INSULATORS: KRYOFLEX 313 PROPRIETARY POLYCRYSTALLINE CERAMIC.
INTERFACIAL SEAL: FLUOROSILICONE RUBBER IAW MIL-R-25988, CLASS I, TYPE II, GRADE 60.
HELICAL INSERTS: 300-SERIES STAINLESS STEEL.

- 8. FINISH CONTACTS: ELECTROLYTIC NICKEL PLATE IAW QQ-N-290, .000100/.000200 THICK.
GOLD PLATE IAW ASTM-B488, TYPE III, CODE A, .000050/.000150 THICK.

SHELL: CHEMICAL CONVERSION COAT IAW MIL-C-5541, CLASS 1A.

9. ORDERING INFORMATION:

PLEASE SPECIFY ACCORDING TO THE FOLLOWING

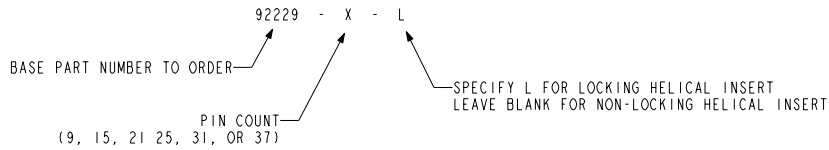
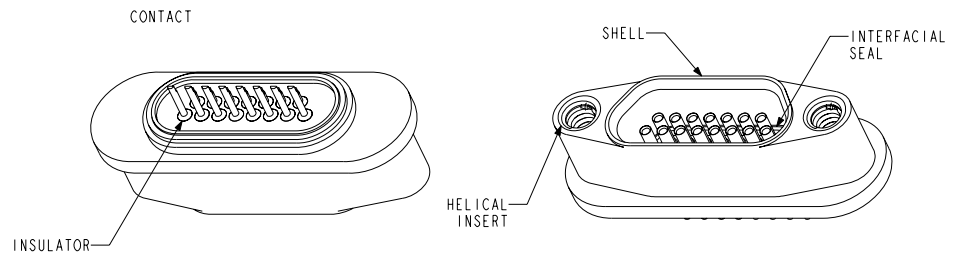
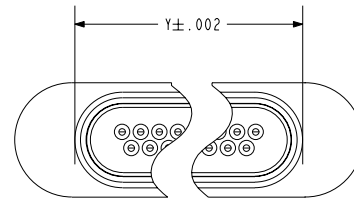
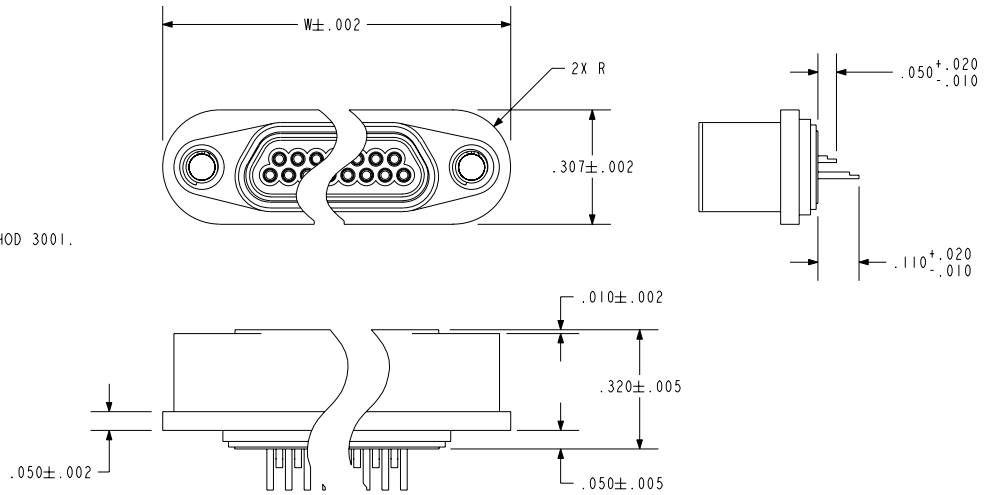
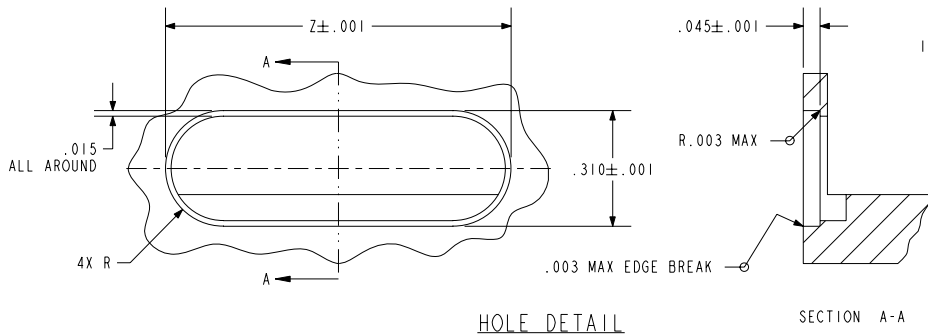


TABLE I

NUMBER OF CONTACTS	W	Y	Z
9	.775	.452	.778
15	.925	.602	.928
21	1.075	.752	1.078
25	1.175	.852	1.178
31	1.325	1.002	1.328
37	1.475	1.152	1.478



PACIFIC AEROSPACE & ELECTRONICS, INC.
434 Olds Station Rd. Wenatchee, Washington 98801
WWW.PACAERO.COM

TITLE: CONNECTOR, MICRO-D, FLANGED, AL-COMPATIBLE

THIRD ANGLE PROJECTION

CAGE CODE: 64567

DOCUMENT: 0-92229

VERSION: RELEASE DATE: 11-07-05

SALES DRAWING

SHEET: 1 OF 1

pro/ENGINEER