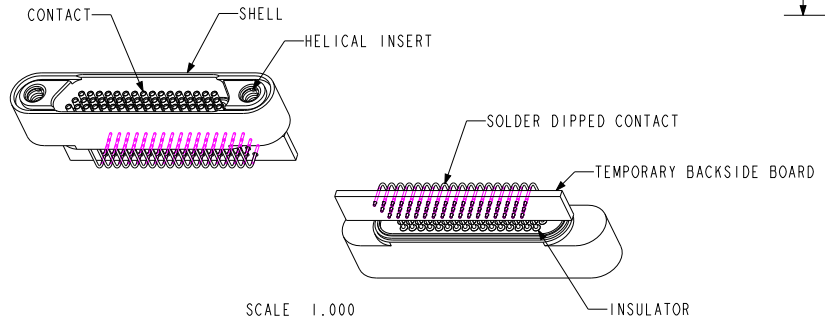
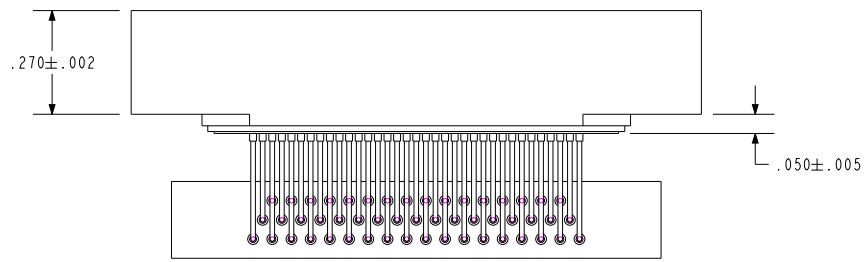
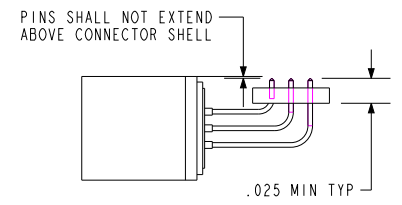
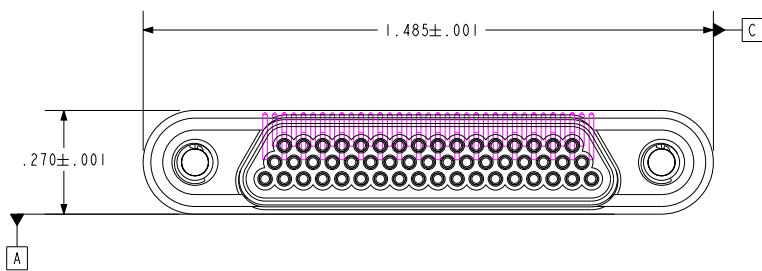
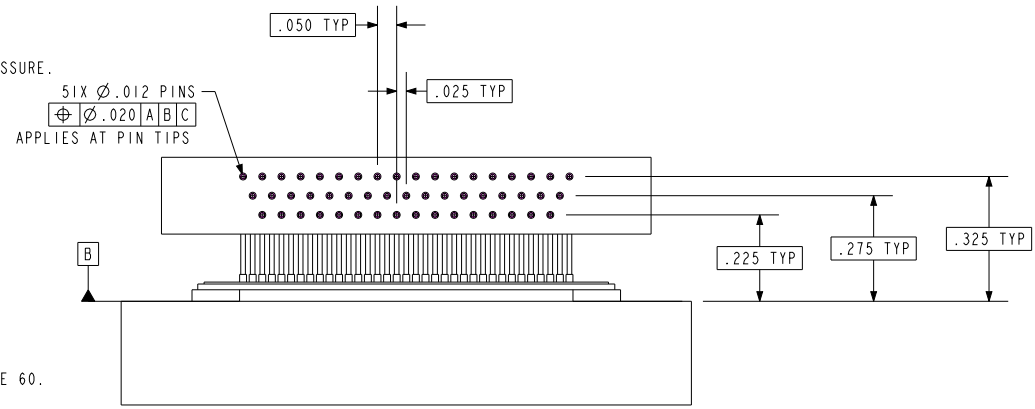


NOTES:

1. HOLES AND INTERFACE DIMENSIONS PER MIL-PRF-83513/2.
2. MATEABLE WITH CONNECTORS MANUFACTURED PER MIL-PRF-83513/1 AND MIL-PRF-83513/3.
3. DESIGNED TO BE LASER WELDED TO AN ALUMINUM HOUSING.
4. HERMETIC LEAK RATE: LESS THAN OR EQUAL TO 1×10^{-9} CC/SEC He AT 1 ATM DIFFERENTIAL PRESSURE.
5. ELECTRICAL REQUIREMENTS:
 - INSULATION RESISTANCE: GREATER THAN 5,000 MEGOHMS AT $500 \pm 10\%$ VDC AT 25°C WHEN TESTED IAW MIL-STD-1344, METHOD 3003.
 - DIELECTRIC WITHSTANDING VOLTAGE: MUST SHOW NO EVIDENCE OF BREAKDOWN OR FLASHOVER WHEN SUBJECTED TO 600 VAC RMS 60Hz IAW MIL-STD-1344, METHOD 3001. DURATION OF APPLICATION TO BE 1 SEC MIN.
6. MATERIALS:
 - SHELL: EXPLOSION BONDED STAINLESS STEEL TO 4032 OR 4047 ALUMINUM.
 - CONTACTS: BERYLLIUM-COPPER IAW ASTM B196 OR ASTM B197.
 - INSULATORS: KRYOFLEX 313 PROPRIETARY POLYCRYSTALLINE CERAMIC.
 - SOLDER: Sn63Pb37 PER J-STD-006.
 - INTERFACIAL SEAL: FLUOROSILICONE RUBBER IAW MIL-R-25988, CLASS I, TYPE II, GRADE 60.
 - HELICAL INSERTS: 300-SERIES STAINLESS STEEL.
7. FINISH:
 - CONTACTS: ELECTROLYTIC NICKEL PLATE IAW QQ-N-290, .000100/.000250 THICK.
 - GOLD PLATE IAW ASTM-B-488, TYPE III, CODE A, .000100/.000150 THICK.
 - HOT SOLDER DIP BENT PIN (VACUUM SIDE) PINS.
 - SHELL: CHEMICAL CONVERSION COAT IAW MIL-C-5541, CLASS 1A.
8. INTERFACIAL SEAL SHIPPED LOOSE AND UNASSEMBLED WITH CONNECTOR.
9. TEMPORARY BACKSIDE BOARD TO BE REMOVED PRIOR TO ASSEMBLY.
10. ORDERING INFORMATION:
 - PLEASE SPECIFY ACCORDING TO THE FOLLOWING
 - 93447 - 1



PACIFIC AEROSPACE & ELECTRONICS, INC.
434 Olds Station Rd. Wenatchee, Washington 98801
WWW.PACAERO.COM

TITLE: CONNECTOR, MICRO-D, LOW-PROFILE, AL-COMPATIBLE, STEPPED BENT 51-PIN W/BACKER		THIRD ANGLE PROJECTION 	
CAGE CODE: 64567		DOCUMENT: 0-93447	
VERSION: L.0	RELEASE DATE: 01-29-08	SHEET: 1 OF 1	pro/ENGINEER