

NOTES:

- HOLES AND INTERFACE DIMENSIONS PER MIL-PRF-83513/2.
- MATEABLE WITH CONNECTORS MANUFACTURED PER MIL-PRF-83513/1 AND MIL-PRF-83513/3.
- DESIGNED TO BE LASER WELDED TO AN ALUMINUM HOUSING.
- WIRE BOND FLATS SHALL BE .015 MIN LONG, .010 MIN WIDE, AND .007 MIN THICK.
- HERMETIC LEAK RATE: LESS THAN OR EQUAL TO 1×10^{-9} CC/SEC He AT 1 ATM DIFFERENTIAL PRESSURE.
- ELECTRICAL REQUIREMENTS:
 - INSULATION RESISTANCE: GREATER THAN 5,000 MEGOHMS AT $500 \pm 10\%$ VDC AT 25°C WHEN TESTED IAW MIL-STD-1344, METHOD 3003.
 - DIELECTRIC WITHSTANDING VOLTAGE: MUST SHOW NO EVIDENCE OF BREAKDOWN OR FLASHOVER WHEN SUBJECTED TO 600 VAC RMS 60Hz IAW MIL-STD-1344, METHOD 3001. DURATION OF APPLICATION TO BE 1 SEC MIN.
- MATERIALS:
 - SHELL: EXPLOSION BONDED STAINLESS STEEL TO 4XXX-SERIES ALUMINUM.
 - CONTACTS: BERYLLIUM-COPPER IAW ASTM B196 OR ASTM B197.
 - INSULATORS: KRYOFLEX 313 PROPRIETARY POLYCRYSTALLINE CERAMIC.
 - INTERFACIAL SEAL: FLUOROSILICONE RUBBER IAW MIL-R-25988, CLASS I, TYPE II, GRADE 60.
 - HELICAL INSERTS: 300-SERIES STAINLESS STEEL.
- FINISH:
 - CONTACTS: ELECTROLYTIC NICKEL PLATE IAW QQ-N-290, .000100/.000250 THICK. GOLD PLATE IAW MIL-G-45204, TYPE III, GRADE A, .000050/.000150 THICK.
 - SHELL: CHEMICAL CONVERSION COAT IAW MIL-C-5541, CLASS IA.

9. ORDERING INFORMATION:
PLEASE SPECIFY ACCORDING TO THE FOLLOWING

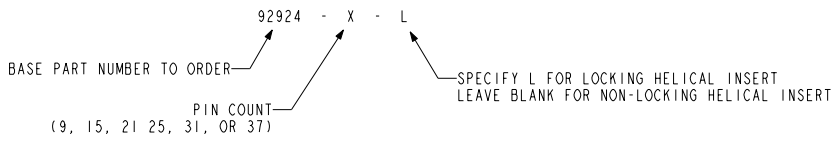
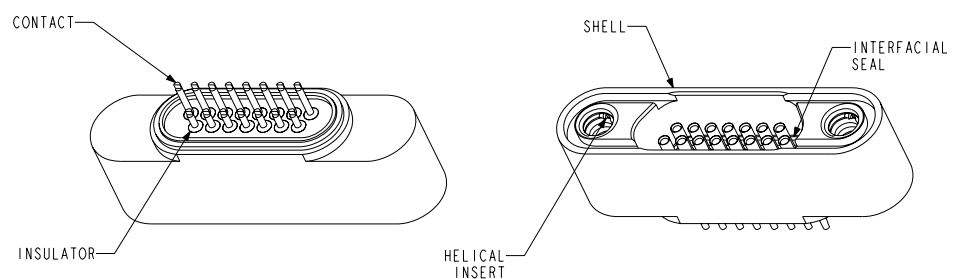
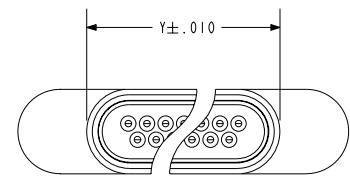
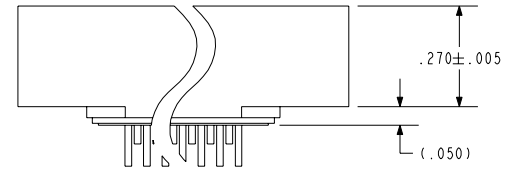
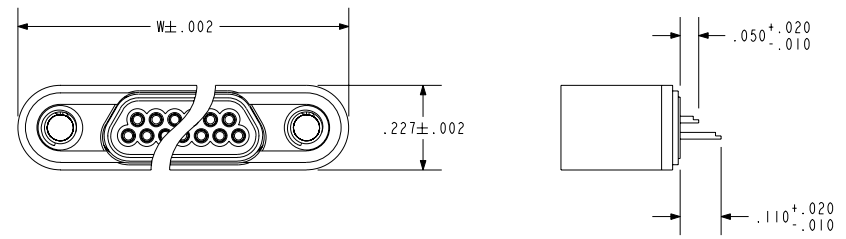
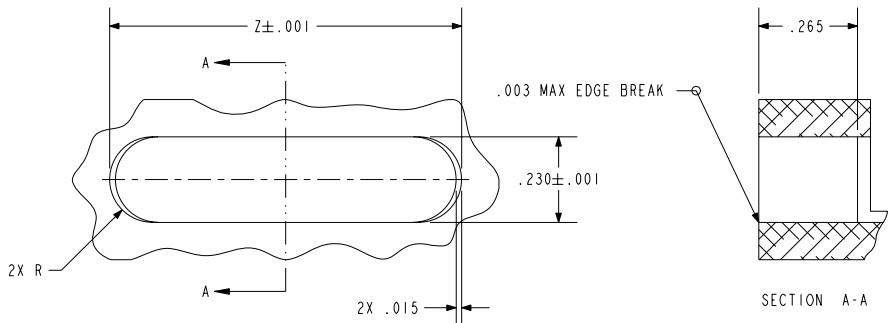


TABLE I			
NUMBER OF CONTACTS	W	Y	Z
9	.792	.422	.795
15	.942	.572	.945
21	1.092	.722	1.095
25	1.192	.822	1.195
31	1.342	.972	1.345
37	1.492	1.122	1.495



PACIFIC AEROSPACE & ELECTRONICS, INC.
434 Olds Station Rd. Wenatchee, Washington 98801
WWW.PACAERO.COM

TITLE: CONNECTOR, MICRO-D, LOW-PROFILE, AL-COMPATIBLE

THIRD ANGLE PROJECTION

CAGE CODE: 64567

DOCUMENT: 0-92924

VERSION: RELEASE DATE: 10-15-03

SALES DRAWING

SHEET: 1 OF 1

pro/ENGINEER